

the AMAZING SPIDER-MAN
FROM THE MILES

CRISTIAN MARTINELLI
& EUGENIO ROBLES
JOSEPH LA MARCA




STRENGTH

/	/	/	/	/	/	/	/	/	/
									Skull




COMBAT

/	/	/							



SUIT





RESISTANCE

1	2	3	4	5	EFFECT
0	0	0	0	0	
←	-2	→	→	→	 -3

AGILITY

1	2	3	4	5	EFFECT
0	0	0	0	0	
←	-3	→	→	→	 +1

COBWEB

1	2	3	4	5	EFFECT
0	0	0	0	0	
←	-3	→	→	→	 X -1

Game effects and actions:

-  -1
-  +1
- 
-  -1
-  +1
- 
-  -1
-  SPEND 1 LESS
- 
-  -2
- 
- 
- 





 **CRISTIAN MARTINELL**
& **EUGENIO ROBLES**
 **JOSEPH LA MARCA**

the AMAZING SPIDER-MAN FROM THE SCREEN

Kingpin has put a price on the head of SpiderMan, and an alliance of villains has answered the call. Will this be the end of Man Spider?

OBJECTIVE

You win the game if you manage to reach box 6 of the city track, with an X in all action boxes of all villains.

PREPARATION

To play the game, you will need a copy of the game sheet, 6x 6-sided dice, and a pencil. Nothing else!

GAME SHEET

On the game sheet there are 3 areas: the one to the left of the sheet represents SpiderMan; the one to the right are the villains, and the bottom one represents the city.

SPIDER-MAN

Spider-Man has 3 areas of play:



STRENGTH

This tracks the strength Spider-Man has during the game; you start with 8 strength.

Every time Spider-Man gains a strength, mark a forward-slash with the pencil in a blank box; whenever you take damage, add a back-slash in a box already containing a forward-slash, to make an X. When all points from available Strength have an X, you will lose the game: Spider-Man has been defeated.



COMBAT

Combat represents the physical strength of Spider-Man and allows you to decrease the power of the villains until they are eliminated from combat. You start with 3 Combat Points (3 slashes); you can acquire more in the City area.

When you activate a combat box, you must decrease X faces of the die in the combat area, and draw a backslash in X Combat boxes; then, choose a villain whose re-sistance has a value of X or less, and mark its Action Box with an X.



SUIT

Spider-Man's suit powers his skills and takes them to the limit, facilitating the actions that he will carry out in the future. This area has 3 different actions:

RESISTANCE which improves the strength points of our hero.

AGILITY which decreases the number of times that you must decrease a die in the Exploration box.

COBWEB which decreases Villains' resistance and allows you to disable them.

Each of these actions requires you to decrease dice values in this area X number of times, and spend (backslash forming X) an amount of Suit boxes, to go up one level in your chosen ability.

Each level amplifies the effect of the area; e.g., Resistance level 1 adds 3 Strength (add 3 slashes to any empty Strength boxes), while a Resistance level 2 adds another 3 Strength.



CITY


The lower part of the sheet represents the city where Spiderman will get the resources he needs to defeat to the villains :

EXPLORATION COST

Between each box you must pay a dice value cost; when you do, move to the next box.

BENEFITS OF THE BOX

Each box has different benefits, allowing you to obtain resources (Combat and Suit) or benefits (e.g. cost reduction).



VILLAINS

Each villain has an activation number between 1 and 6, and also has an EFFECT that is activated when this Villain has dice on them.



Increase the resistance value of 1 for every action of a villain.



Decrease the value of a given dice an extra time, when you move it to another City area.



Increase the cost of all Suit actions by 1.



IMPACT : Deal 1 extra damage point to Spider-Man at the start of the Round.

VILLAIN ACTIONS AND LEVELS

Each villain has 4 action boxes and thus 4 levels; these will be activated as you activate the villains.



A - indicates the resistance value of the box, that is, is the number of points of Combat you must spend to be able to dis-able the action.



B - is an ongoing effect that will be maintained while the Villain has this box active.



Increase the damage you receive at the end of a round by 1.



Increase the cost of all Suit actions by 1.



Decrease the value of a given dice an extra time, when you move it to another City area.

Kraven - Level 4



If you reach the end of the Round with this symbol activated, you immediately lose the game.



C - is the level; each time you activate a box with a dice, the villain will gain a level; these are obtained in ascending order, i.e. first 1, then 2, etc.

VALUE OF A DICE AND DECREASING DICE



The value of a dice is equal to its top face, i.e. if the top face of the dice is 6, its value it will be 6. Some actions have the symbol of decreasing the dice value X number of times to perform an action.



ROUND

Each Round has 4 Phases :

1 - PREPARATION PHASE

Roll 2 dice, choose one of them and put it on the image of Spider-Man, place the other dice about the corresponding villain (whose number matches the activation number of the villain), repeat the same sequence 3 times.

Distribute the dice in the area over the Spider-Man image, place one on Combat, another on Suit and finally one in town.

Choose one of the dice on the villains and remove it, then, those villains who still have at least 1 die on top of. They earn 1 level for each dice on them. In the case of that some of them have to win the level and is in level 4 (maximum).

2 - ACTIONS PHASE

Use resources, explore the city and it causes damage to villains by activating the effects of the boxes.

During this phase you can move forward in the city, gain resources, improve your suit, and fight with the villains.

3 - SIEGE PHASE

Spider-Man will receive a damage amount to its strength equal to the sum of all the IM-PACT symbols in the action boxes of all the villains.

4 - REST PHASE

Remove all dice from the board and start a new round.

Repeat this sequence until you achieve the objective of reaching box 6 with the dice in the zone of City

_____ or _____
you have marked with an X all the action boxes of the villains

_____ or _____
have been defeated by running out of Strength points available.

